

Albeo® ARC Series

LED IP65 Round High Bay



The Albeo® ARC LED Series Round High Bay is an NSF IP65 Wet Rated luminaire is an exceptional mixture of value and performance. Ideal for high bay applications in industrial and commercial buildings. Designed to replace 175W–650W HID and four-to eight-lamp T5/T8 fixtures with unmatched reliability and quality.

ProLine®

CONSTRUCTION

Housing:	Die-cast Aluminum
Lens:	Polycarbonate
Paint:	Powder coat painted housing. No glass in housing or lenses
Weight:	6.5–9.5lb (2.95–4.30kg)
Optical Assembly:	85° clear optic, Optional polycarbonate refractor, drop lens, or aluminum reflector

OPTICAL SYSTEM

Lumens:	13,000–33,600
Wattage:	95–240W
Efficacy:	Up to 140 LPW
CCT:	4000K, 5000K
CRI:	80
Glare Rating:	UGR<28

ELECTRICAL

Input Voltage:	120–277V and 277–480V
Input Frequency:	50/60Hz
Power Factor (PF)*:	>0.9*
Total Harmonic Distortion (THD)*:	<20%*
EMI:	FCC CFR Title 47 Part 15, Class A
Surge Protection:	4kV/2kA driver surge protection couple

* PF and THD may vary with options

CONTROLS

Dimming:	Standard 0–10VDC, 10%
Sensors:	Field-installable 12–24V, >50mA tri-level occupancy and/or ambient light sensor. Max 40ft mounting height. All units come sensor-ready, equipped for easy field-install of sensor

LUMEN AMBIENT TEMPERATURE

TYPE	TEMPERATURE RATE
OPERATING TEMPERATURE	–40°C to +40°C (–40°F to 104°F)
STORAGE TEMPERATURE	–40°C to +70°C

LUMEN MAINTENANCE

LXX (10K) @ HOURS 50,000 HR
L70

MOUNTING

- **Typical Mounting:** 1/2" NPT hook included. Wall Mount bracket and safety tether may be ordered separately
- **Cord & Plugs:** 6ft cord included (pre-installed)

DESIGN LIFE & WARRANTY

- **Current's Limited 5-year Warranty:**
Please refer to **IND599** in Product Downloads section at: <https://products.gecurrent.com>

ADDITIONAL NOTES

- UL 1598 Suitable for Wet Locations (IP65)
- Emergency battery back-up kit accessory available w(120-277V only)

12200 N Kelley Ave, Oklahoma City, OK 73131

www.brightlightsofok.com 405-753-4000

GE current
a Daintree company



Albeo® ARC Series

LED IP65 Round High Bay

Ordering Information



Ordering Information:

ARC				8L	QV	ST	A	Q	B	
---	-	---	---	---	---	---	-	-	-	---
PRODUCT ID	VOLTAGE	LUMEN OUTPUT	CCT/CRI	OPTICS/ LENS	CONTROLS	MOUNTING	CORD	PLUG	FINISH	OPTIONS
ARC = Albeo® Round IP65 High Bay	0 ¹ = 120–277V E = 277–480V	14 = 14,000lm 21 = 21,000lm 28 = 28,000lm 33 = 33,000lm 277–480V 13 = 13,000lm 18 = 18,000lm 25 = 25,000lm 30 = 30,000lm	48 = 4000k, 80 CRI 58 = 5000k, 80 CRI	8L = 85° lens	QV ² = 0–10V dimming, controls ready — see accessories for field installable sensor and remote	ST ³ = ½" NPT hook provided	A = 6ft cord, SJWT, 3-cond	Q = None	B = Black	(Blank) = No special options

ORDERING NOTES:

1. 277–480V option available by Dec 2021
2. Sensor cannot be used simultaneously with Battery Backup Unit. Field-installed sensor up to 40ft height
3. See accessories table for additional mounting options
4. All units come sensor-ready, equipped for easy field-install of sensor.

80 CRI @ 4000K OR 5000K CCT				
LUMEN PACKAGE	TYPICAL DELIVERED LUMENS	TYPICAL POWER 120–277V	TYPICAL LPW 120–277V	MAX AMBIENT TEMP (°C)
14	14,000	100W	135	40°C
21	21,000	150W	135	40°C
28	28,000	200W	135	40°C
33	33,600	240W	135	40°C

CRI	CCT	OUTPUT MULTIPLIER
80CRI	5000K	100%
	4000K	100%

OPTICAL LENS ACCESSORY	OPTIC DESCRIPTION	OUTPUT MULTIPLIER
Refractor	Polycarbonate Refractor/Lens	98%, 93% w/Lens
Reflector	Aluminium Reflector	90%

80 CRI @ 4000K OR 5000K CCT				
LUMEN PACKAGE	TYPICAL DELIVERED LUMENS	TYPICAL POWER 277–480V	TYPICAL LPW 277–480V	MAX AMBIENT TEMP (°C)
13	13,000	104W	125	40°C
18	18,000	144W	125	40°C
25	25,000	200W	125	40°C
30	30,000	240W	125	40°C

Albeo® ARC Series

LED IP65 Round High Bay


Mounting/Accessory Options



FIELD-INSTALLABLE MOUNTING AND ACCESSORY OPTIONS

MOUNTING/ACCESSORY OPTIONS	IMAGE	ORDER SKU#	DIMENSIONS/NOTES
ARC Emergency Battery Back-Up Kit (120-277V)		120-277V - 93142311	Unit installed atop ARC fixture
Safety Tether (optional)		100W - 93142318 150W - 93142319 200-240W - 93142320	Cable length: 0.53m (21 in.)
Wire Guard (optional)		100W - 93142300 150W - 93142301 200-240W - 93142302	100W: H 3cm (1.2 in.); Dia 26cm (10.2 in.) 150W: H 3cm (1.2 in.); Dia 28.9 cm (11.4 in.) 200-240W: H 3cm (1.2 in.); Dia 33.3cm (13.1 in.)
Polycarbonate Refractor (optional)		100W - 93142303 150W - 93142304 200-240W - 93142305	100W: H 16.4cm (6.5 in.); Dia 41cm (16 in.) 150W: H 14.9cm (5.9 in.); Dia 41cm (16 in.) 200-240W: H 18.1cm (7.1 in.); Dia 48cm (18.9 in.)
Polycarbonate Drop Lens (optional)		100-150W - 93142306 200-240W - 93142307	Drop lens adds: 100W: H 3.6cm (1.4 in.) 150W: H 3.6cm (1.4 in.) 200-240W: H 4.1cm (1.6 in.)
Aluminum Reflector (optional)		100W - 93142308 150W - 93142309 200-240W - 93142310	100W: H 13.7cm (5.4 in.); Dia 35cm (14 in.) 150W: H 15.3cm (6 in.); Dia 36.5cm (14.4 in.) 200-240W: H 17.3cm (6.8 in.); Dia 41.4cm (16.3 in.)
Wall Mount Bracket (optional) (Not Yet Available)		Coming Soon	Total Height of assembly from top of bracket to bottom of fixture: 100W: 20.7cm (8.2 in.) 150W: 23.5cm (9.3 in.) 200-240W: 22.8cm (9 in.)
12V Tri-level occupancy and/or light sensor (optional)		Sensor - 93142316 Remote - 93142317	Notes: 1. Easy plug-and-play install to center face of fixture; maintains IP65 rating 2. Sensor requires remote if programming is desired

Product Dimensions



Albeo® ARC Series

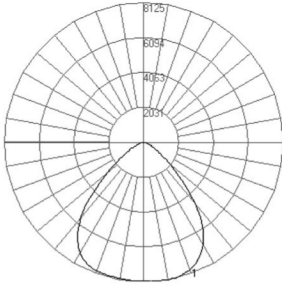
LED IP65 Round High Bay

Photometric Data

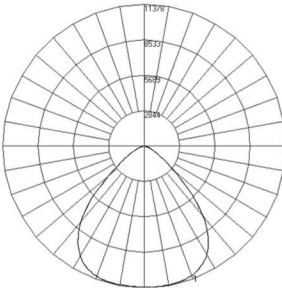


PHOTOMETRIC DATA

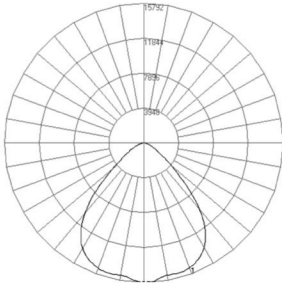
100W
14000 Lumens



150W
21000 Lumens



200W
28000 Lumens



240W
33000 Lumens

